

ASQUITH GIRLS HIGH SCHOOL STUDENT INSTRUCTIONS FOR GOOGLE CLASSROOM



Confirming Student Completion of Learning for a Lesson

In the last five minutes of every lesson, students will be required to answer the question “What have I learnt in today’s lesson” in the comment box at the bottom of the lesson post.

This will be for the following purpose:

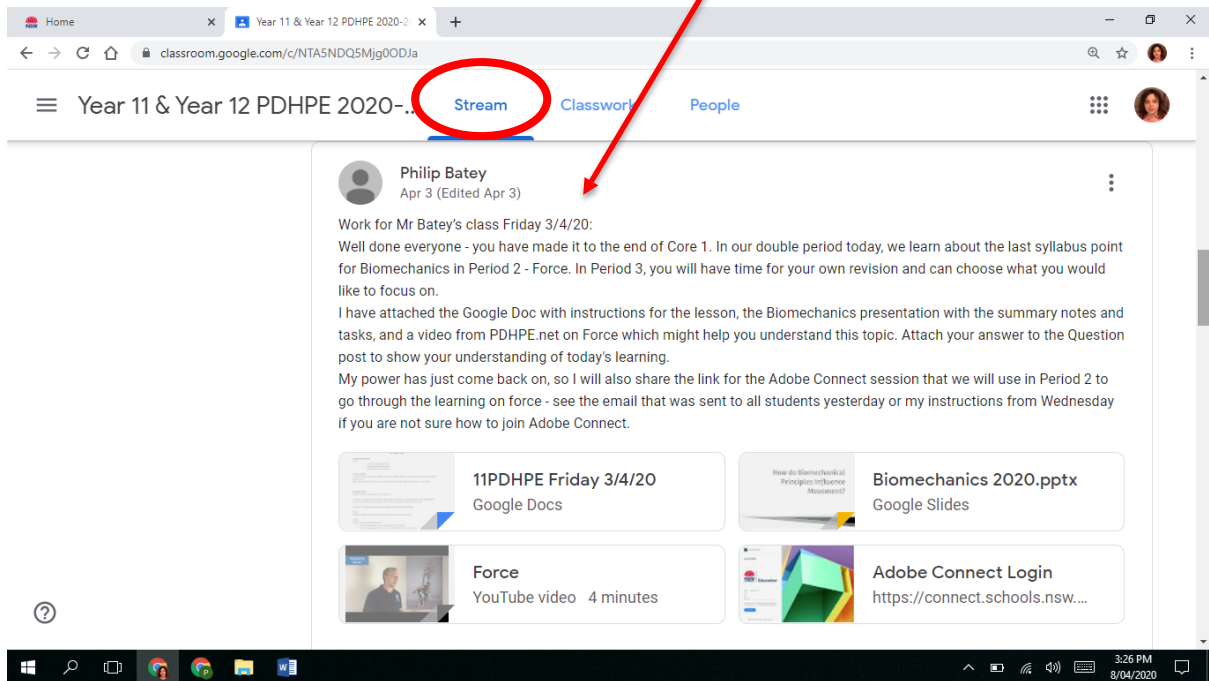
- The teacher will know that the student has been engaged in the learning for the lesson
- It provides the opportunity for students to reflect on their learning
- It provides a conclusion to the lesson, so that students can move on to the next subject
- It is a consistent method for checking in, which will be used by all teachers, all classes, all year groups and for all students
- It is simple to complete and does not require the submission of significant amounts of work

Note: comments posted this way will be seen by the whole class

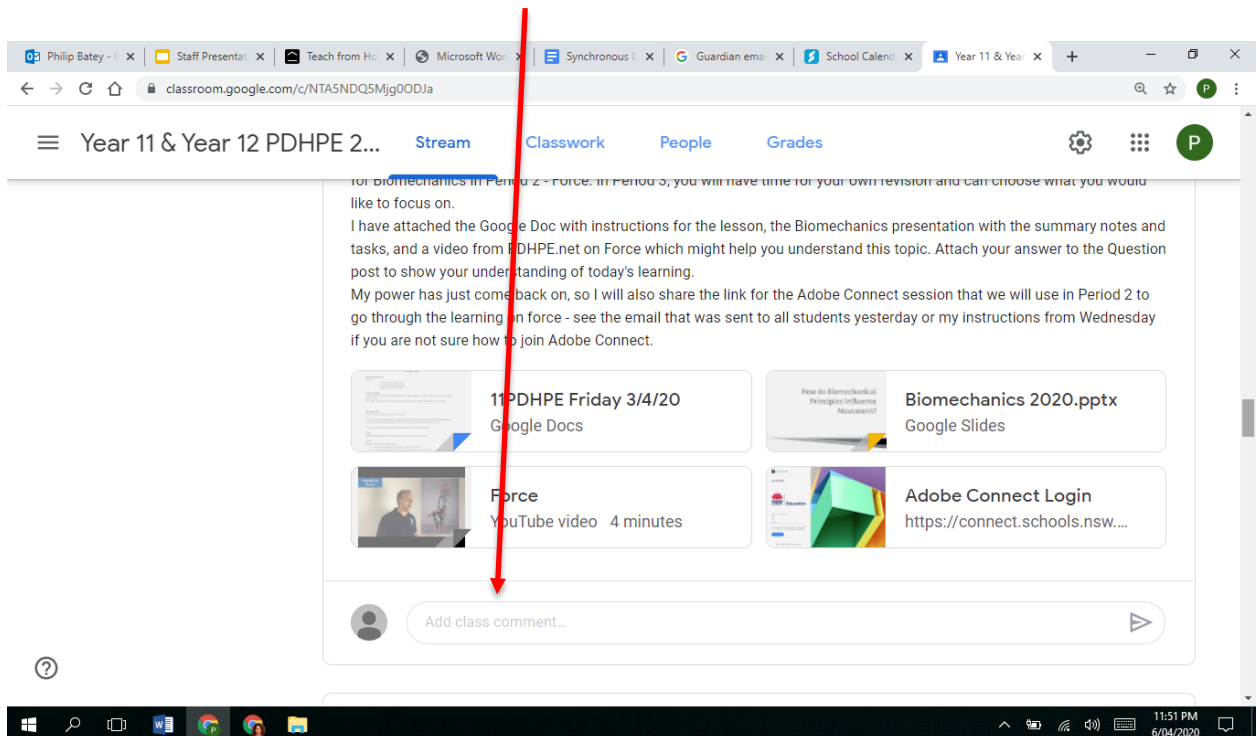
Step 1 – Go to the class that you plan to work on

The screenshot shows a web browser window with the Google Classroom interface. The address bar shows 'classroom.google.com/h'. The main content area displays a grid of class cards. A red arrow points to the card for 'Year 11 & Year 12 PDH...' which has 46 students. Other visible cards include 'Year 12 Careers' (81 students), 'Year 11 Careers' (59 students), 'Year 10 Careers' (102 students), '7E Numeracy AGHS 2...' (17 students), 'Year 7 2020 - 7TEAM' (112 students), 'AGHS Wellbeing Team' (Melonie Farrugia), and '12PDHPE' (31 students). The bottom of the screen shows a Windows taskbar with several open applications and a system tray displaying the time as 3:40 PM on 6/04/2020.

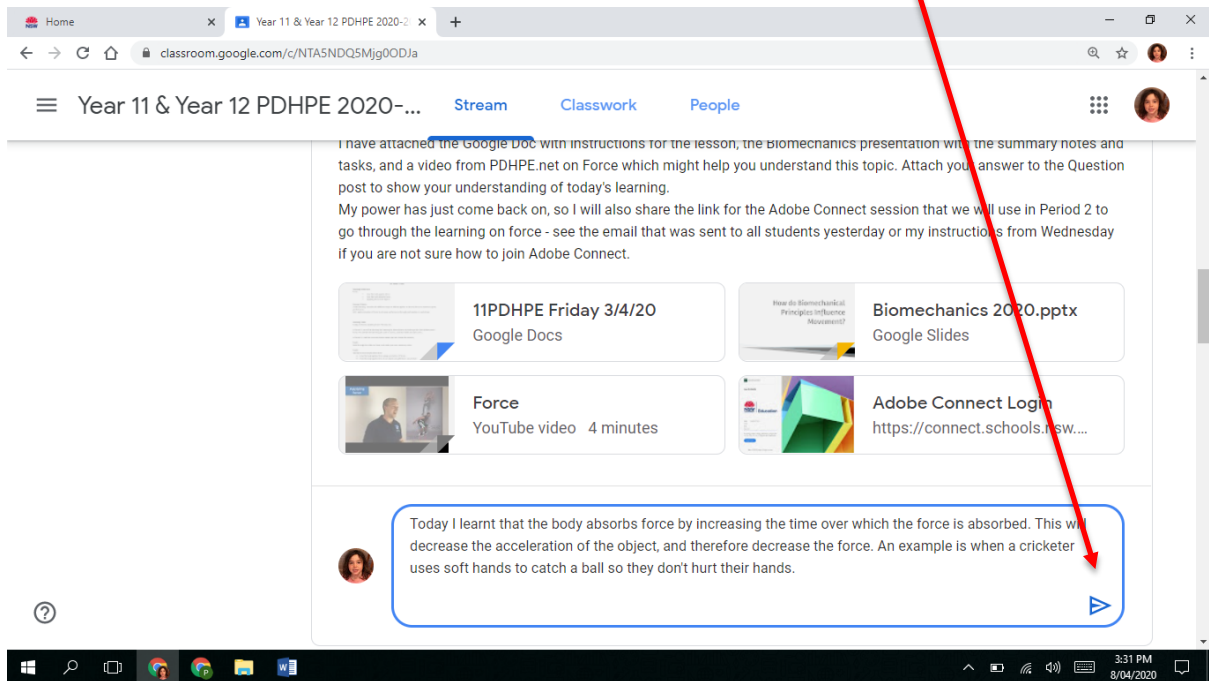
Step 2 – in the *Stream* section of the page, locate the lesson that you will be working on today



Step 3 – You must answer the question: 'What did you learn in today's lesson?'
Type your message into the *Add class comment* box at the bottom of the post.



Step 4 – To submit the question that you have typed, click on the blue triangle in the bottom right corner of the comment box



The screenshot shows a Google Classroom interface. At the top, there are tabs for 'Stream', 'Classwork', and 'People'. The main content area contains a post with text and several attachments: a Google Doc titled '11PDHPE Friday 3/4/20', a Google Slides presentation titled 'Biomechanics 2020.pptx', a YouTube video titled 'Force' (4 minutes), and a link to 'Adobe Connect Login'. Below the post is a comment box with a blue border. The comment text reads: 'Today I learnt that the body absorbs force by increasing the time over which the force is absorbed. This will decrease the acceleration of the object, and therefore decrease the force. An example is when a cricketer uses soft hands to catch a ball so they don't hurt their hands.' A red arrow points from the top right towards a blue triangle icon in the bottom right corner of the comment box, indicating the submission button.

Remember: These messages can be seen by all members of the class. Please carefully consider the details and content of your comment before you make any posts here.